

## Guidance on Online Training Enrollment for International Students for the 2026 Spring Semester

### ◎ Purpose of Education

- To protect the rights and interests of international students, facilitate their early adaptation by providing essential information and education on Korean laws, and prevent sexual violence
- Preventing the departure of international students and strengthening the foundations for their settlement through support for safe employment and enhanced management of their stay

### ◎ Target audience: Students enrolled in the Spring Semester of 2026

(Korean language program, undergraduate and postgraduate students)

※ Excluding exchange students

※ Students who were absent from the in-person session(April, 10) are also included in this online training.

### ◎ Learning method: Completion of Online Recorded Course

#### ① Access to Chosun University Cyber Campus

([https://clc.chosun.ac.kr/ilos/main/main\\_form.acl](https://clc.chosun.ac.kr/ilos/main/main_form.acl))

#### ② Log in

Use the same ID and password as the Chosun University portal system

※ Korean language course student ID, PW: student number

To protect your personal information, you must change your password after logging in

[Refer to Password Change Guide (#Attachment 3)]

#### ③ Teaching Course - Special - 외국인유학생 한국 법령 이해교육 - Online Lecture

#### ④ Completion of the Training

★ You must complete at least 100% of the required study hours within the attendance period. If you use fast-forward playback, you must ensure the total learning time meets or exceeds the required attendance time through repeated viewing, etc.

★ Information regarding those who do not complete the training will be announced later. If your name is not on the list, it will be considered that you have successfully completed the training. Please refrain from inquiries regarding completion.

★ Unauthorized copying, distribution, or transmission (public sharing) constitutes a violation of copyright and may result in legal action under applicable copyright laws.

### ◎ Training Enquiries

Post on the Chosun University Cyber Campus message system or FAQ board

※ This training is one of the evaluation indicators of the Ministry of Education's *Education Internationalization Capacity Certification System*. If the completion rate falls below the required level each semester, the university may be designated as an institution with restrictions on visa issuance.

**Accordingly, all international students are required to complete the training within**

the designated period.

★ Please be advised that students who fail to complete this training may be restricted from participating in cultural experience programs and events organized by the Office of International Affairs in the following semester.

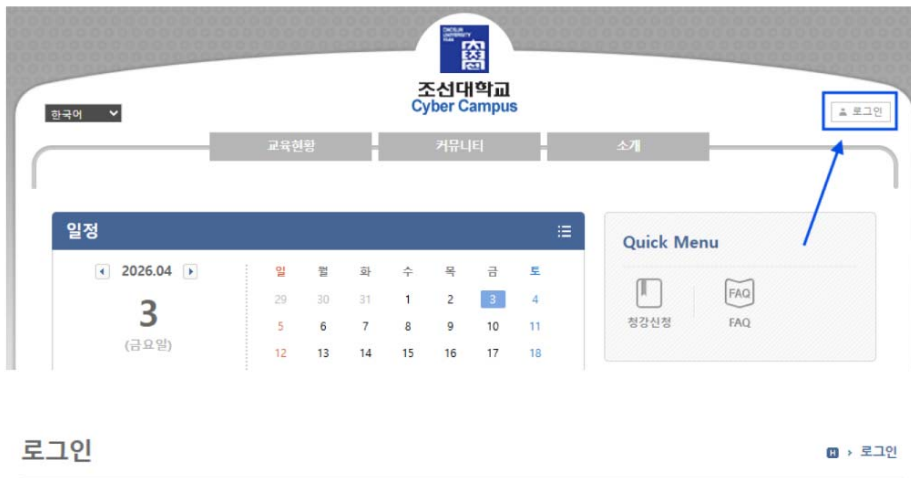
#Attachment 2

Guide to Completing Training on the Chosun University Cyber Campus

① Access to Chosun University Cyber Campus  
([https://clc.chosun.ac.kr/ilos/main/member/login\\_form.ac](https://clc.chosun.ac.kr/ilos/main/member/login_form.ac))

② Log in

- ※ Korean Language Program Student ID&PW: student number
  - Korean Language Program students and undergraduates: Click Undergraduate
  - Postgraduate students: Click Postgraduate



# MEMBER LOGIN

회원의 아이디와 비밀번호를 정확히 입력하세요.

학부생  대학원생  교직원

아이디

비밀번호

③ Teaching Course - Special - 외국인유학생 한국 법령 이해교육 - Online Lecture



#Attachment 3

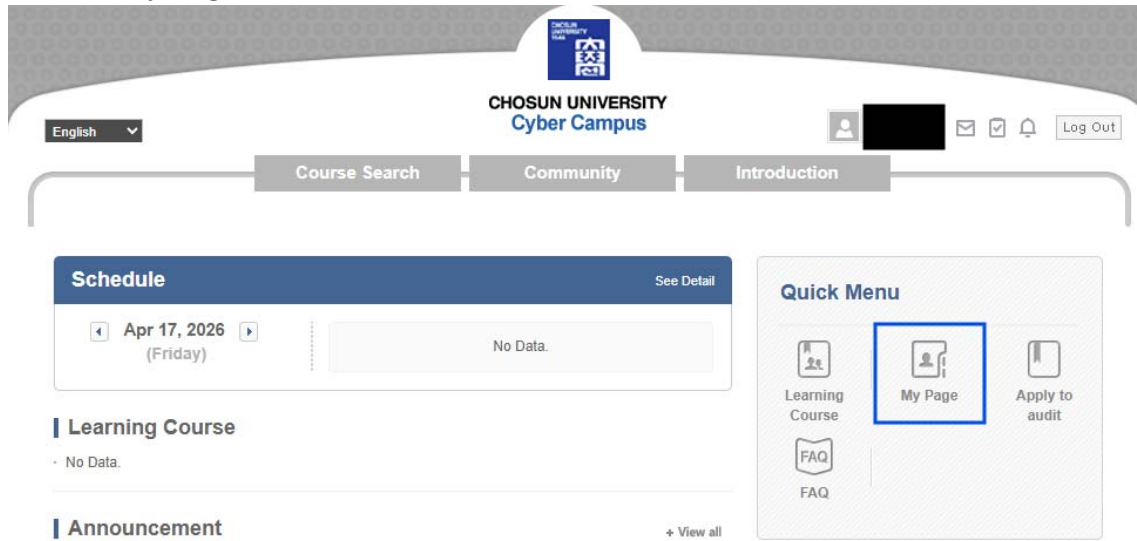
## Guide to Changing Your Password on the Chosun University Cyber Campus

(For Korean Language Program Students Only)

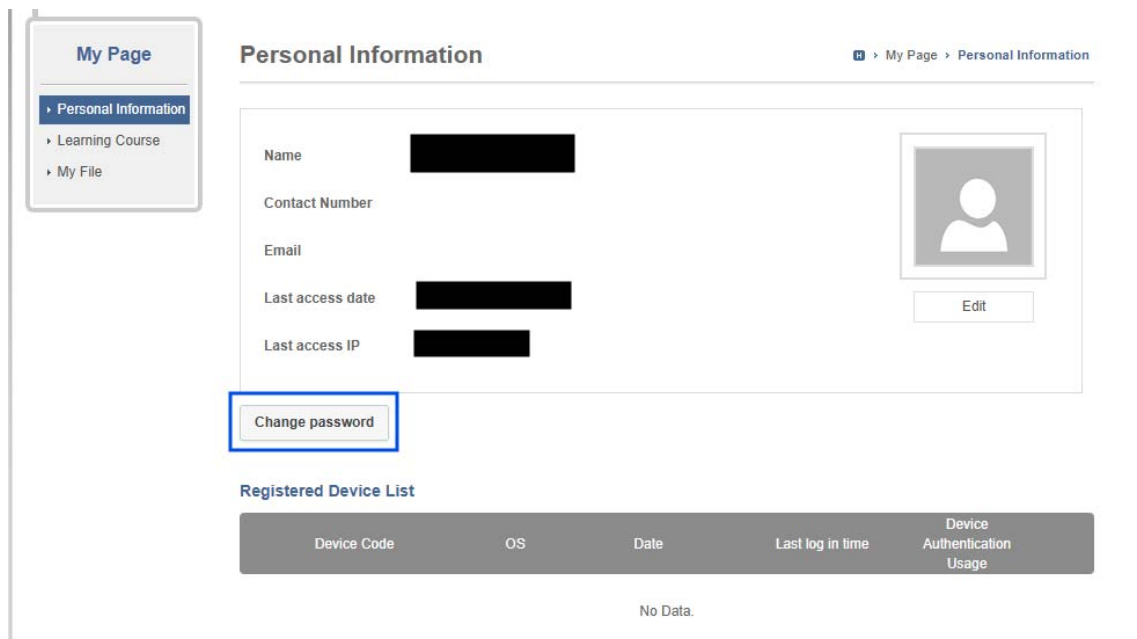
① Access to Chosun University Cyber Campus  
([https://clc.chosun.ac.kr/ilos/main/member/login\\_form.ac](https://clc.chosun.ac.kr/ilos/main/member/login_form.ac))

② Log in  
※ Korean Language Program Student ID and Password: student number

③ Click My Page



④ Click “Change Password.”



⑤ Change Password

1. Current Password: Your student number
2. New Password & Confirm New Password: Enter your new password  
\* Must be at least 8 characters long and include a mix of letters, numbers and special characters
3. Click 'Save'

**Change password** ✕

<b>Current password</b>	<input type="text"/>
<b>New password</b>	<input type="text"/> <small>8 and more capital, number, etc.</small>
<b>Confirm new password</b>	<input type="text"/> <small>8 and more capital, number, etc.</small>